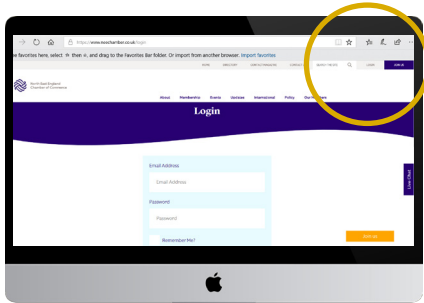
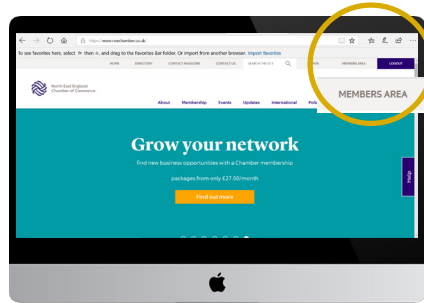


Upload your news

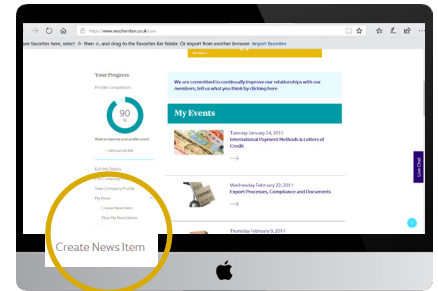
Step by step



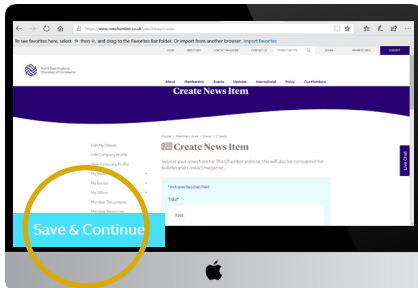
Go to www.neechamber.co.uk, click log in and enter your details, then press log in.



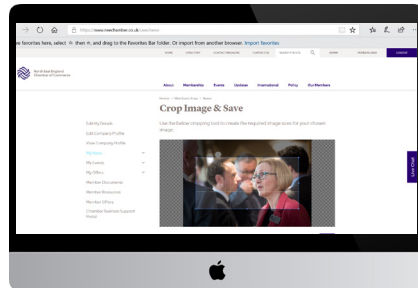
Then click on 'MEMBERS AREA'.



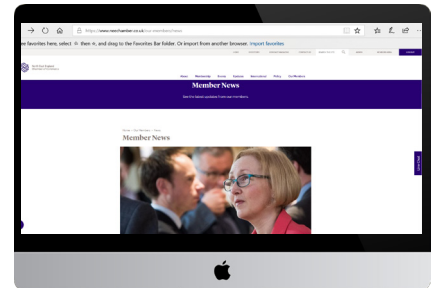
Click on 'Create News Item' under 'My News'.



Make sure you fill in each section of the form, upload an image and click save & continue.



Use the crop and zoom tools to resize your image and save again.



Your story will now be live at www.neechamber.co.uk/our-members/news and will be considered for Contact magazine and ebulletin.